

Updation provided for downloading files from NSE FTP through API, option provided in Utility -> NSE FTP API. [Take rights from Manage Group if option not available]

First you need to get below details from exchange for NSE FTP API Live Environment:

1. NSE FTP UserID
2. NSE FTP Member Code
3. NSE FTP Password
4. NSE FTP Key

Define the credentials in Trading Backoffice:

- **Step-1.** Define NSE FTP API Credentials in Exchange Reporting -> Settings and click on SUBMIT
- **Step-2.** For credentials testing click on Test FTP

If message showing as "NSE API SUCESS" then credentials are correct and using the same files can be downloaded.

If showing any error code then you need to find it's description and co-ordinate with Exchange. [Refer Circular No.: NSE/MSD/55065]

The screenshot shows the 'Settings' window in the Trading Backoffice. The 'NSE FTP' section is highlighted with a red box, containing the following fields:

- NSE FTP UserID: BACKOFFICE
- NSE FTP Member Code: 06386
- NSE FTP password: [Redacted]
- NSE FTP Key: [Redacted]

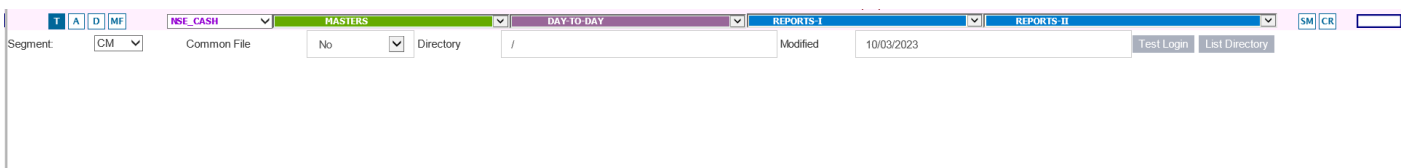
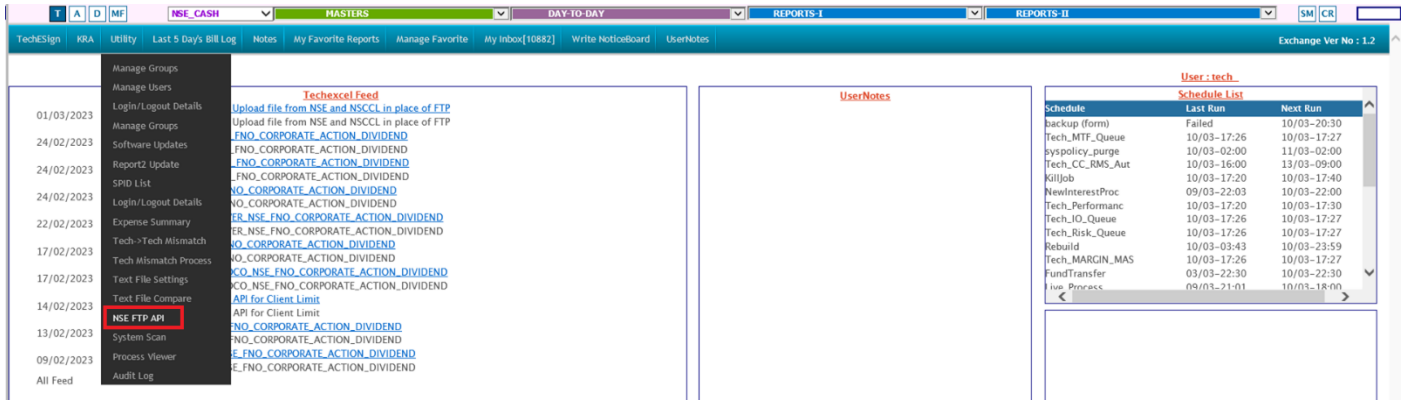
Below the screenshot, the following instructions are provided:

- Step-1. Define NSE FTP API Credentials here and click on SUBMIT
- Step-2. For credentials testing click on Test FTP
- If message showing as "NSE API SUCESS" then credentials are correct
- Else for Error Code ask client to co-ordinate with Exchange

NSE FTP API Updation in Trading Backoffice

Download the files:

After getting "NSE API SUCCESS" message, to download the files go to Utility -> NSE FTP API option



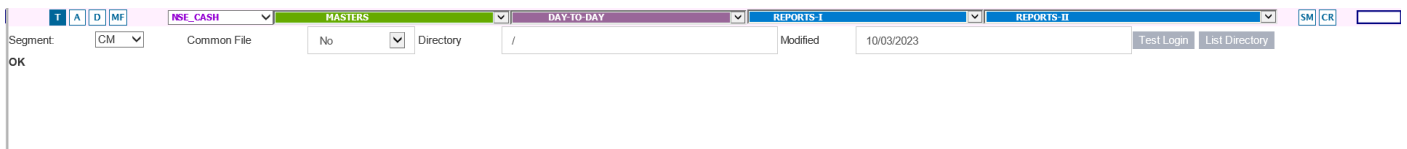
In the same menu options given as below:

Segment: Select the segment for which file to be downloaded

Common File (YES/ NO): If selected NO, system will show parent directory wise folder. If selected as YES, all the folders of parent directory and sub directory will show altogether

Modified: Enter the date for which file to be downloaded

Test Login: To test the status of API is working or not. If API is working proper, it would show message as OK else would show error code



List Directory: After selecting required option click on List Directory and system show list of folders of FTP



You can double click on the require folder to view the list of files

Segment: CM | Common File: No | Directory: /Onlinebackup | Modified: 10/03/2023

Sr	FolderPath	Name	LastUpdated
17	Onlinebackup/	10032023_13771.bt.gz	10/03/2023 04:35:10
18	Onlinebackup/	10032023_13771_1_P.bt.gz	10/03/2023 04:35:10
51	Onlinebackup/	CM_ORD_LOG_10032023_13771.CSV.gz	10/03/2023 04:30:52
120	Onlinebackup/	MMComp_13771_CT_10032023.csv	10/03/2023 03:29:09
121	Onlinebackup/	MMComp_13771_CT_10032023_101500.csv	10/03/2023 10:14:21
122	Onlinebackup/	MMComp_13771_CT_10032023_111500.csv	10/03/2023 11:14:21
123	Onlinebackup/	MMComp_13771_CT_10032023_121500.csv	10/03/2023 12:14:21
124	Onlinebackup/	MMComp_13771_CT_10032023_131500.csv	10/03/2023 01:14:21
125	Onlinebackup/	MMComp_13771_CT_10032023_141500.csv	10/03/2023 02:14:21
126	Onlinebackup/	MMComp_13771_CT_10032023_151500.csv	10/03/2023 03:14:21
236	Onlinebackup/	NSE_CM_Trade_13771_10032023_F.csv.gz	10/03/2023 04:35:31
237	Onlinebackup/	NSE_CM_Trade_13771_10032023_P.csv.gz	10/03/2023 04:35:31

To download the file double, click on button and save the file in required folder.

Segment: CM | Common File: No | Directory: /Onlinebackup | Modified: 10/03/2023

Sr	FolderPath	Name	LastUpdated
17	Onlinebackup/	10032023_13771.bt.gz	10/03/2023 04:35:10
18	Onlinebackup/	10032023_13771_1_P.bt.gz	10/03/2023 04:35:10
51	Onlinebackup/	CM_ORD_LOG_10032023_13771.CSV.gz	10/03/2023 04:30:52
120	Onlinebackup/	MMComp_13771_CT_10032023.csv	10/03/2023 03:29:09
121	Onlinebackup/	MMComp_13771_CT_10032023_101500.csv	10/03/2023 10:14:21
122	Onlinebackup/	MMComp_13771_CT_10032023_111500.csv	10/03/2023 11:14:21
123	Onlinebackup/	MMComp_13771_CT_10032023_121500.csv	10/03/2023 12:14:21
124	Onlinebackup/	MMComp_13771_CT_10032023_131500.csv	10/03/2023 01:14:21
125	Onlinebackup/	MMComp_13771_CT_10032023_141500.csv	10/03/2023 02:14:21
126	Onlinebackup/	MMComp_13771_CT_10032023_151500.csv	10/03/2023 03:14:21
236	Onlinebackup/	NSE_CM_Trade_13771_10032023_F.csv.gz	10/03/2023 04:35:31
237	Onlinebackup/	NSE_CM_Trade_13771_10032023_P.csv.gz	10/03/2023 04:35:31

Save As dialog box: Desktop | File name: 10032023_13771.bt.gz | Save as type: GZ File (*.gz)

Do you want to open or save 10032023_13771.bt.gz from 127.0.0.1? [Open] [Save] [Cancel]

To download files for FO Segment, select FO in Segment dropdown and click on List Directory:

Segment: FO | Common File: No | Directory: /Onlinebackup | Modified: 10/03/2023

Sr	FolderPath	Name	LastUpdated
9	Onlinebackup/	10032023_13771.bt.gz	10/03/2023 05:02:12
30	Onlinebackup/	FO_ORD_LOG_10032023_13771.CSV.gz	10/03/2023 04:47:40
83	Onlinebackup/	MOD_10032023_13771.bt.gz	10/03/2023 05:02:21
84	Onlinebackup/	NSE_FO_Trade_13771_10032023_F.csv.gz	10/03/2023 04:59:34